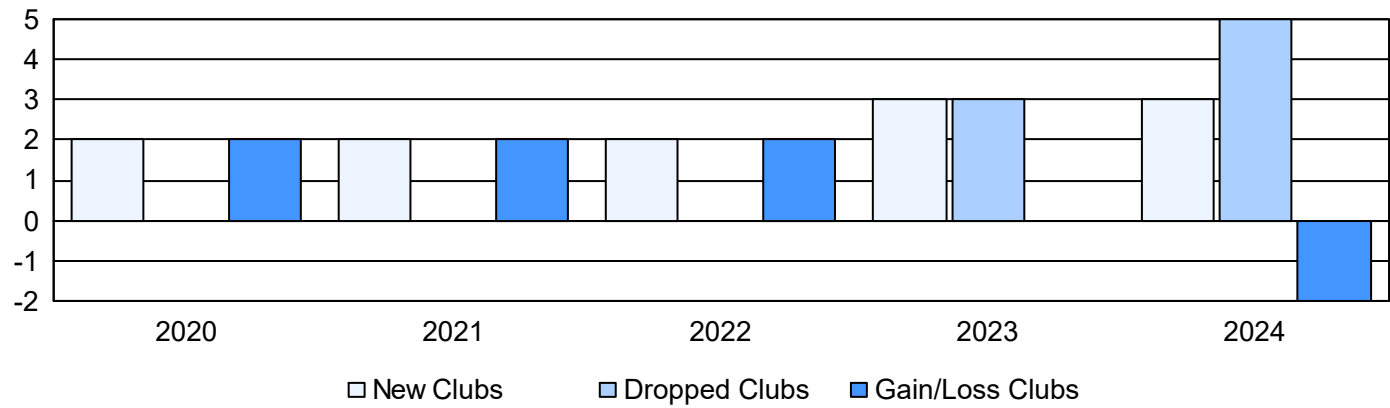
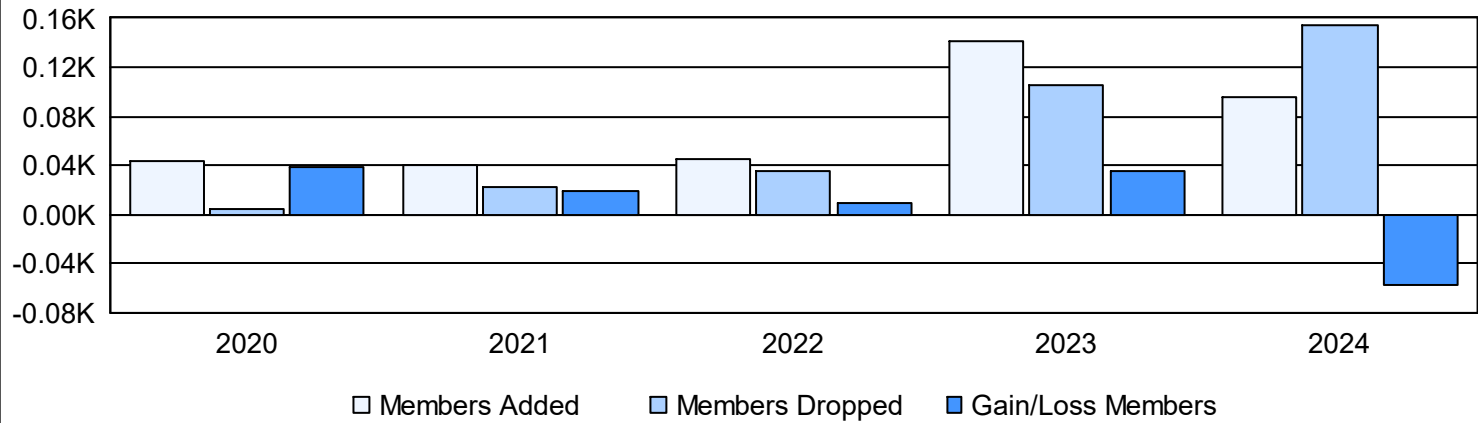


Year	New Clubs	Dropped Clubs	Gain/ Loss Clubs	New Members	Charter Members	Reinstate Members	Transfer Members	Total Member Added	Total Members Dropped	Gain/ Loss Members
2019-2020	2	0	2	1	42	0	0	43	4	39
2020-2021	2	0	2	0	41	0	0	41	22	19
2021-2022	2	0	2	2	43	0	0	45	36	9
2022-2023	3	3	0	72	69	0	0	141	105	36
2023-2024	3	5	-2	9	86	0	1	96	154	-58
Average	2	2	1	17	56	0	0	73	64	9

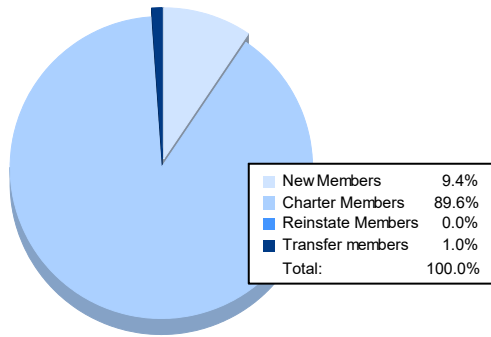
Clubs



Members



Membership Composition June 2024 Cumulative



Gender Composition June 2024 Cumulative

